

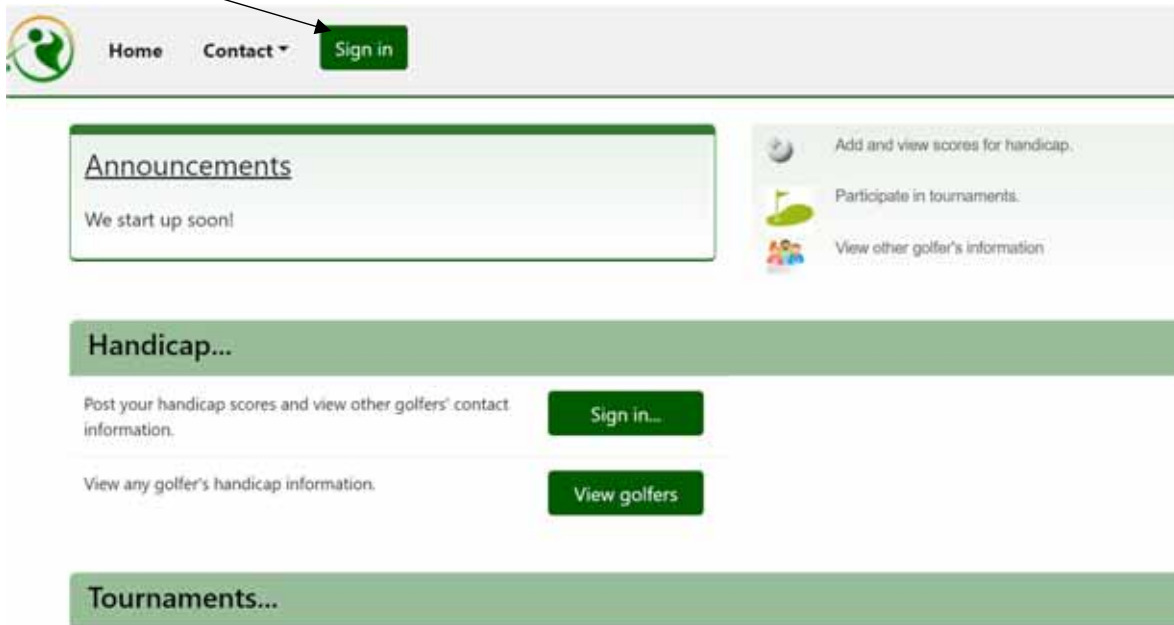
Golf Software

How to sign-up for a Tee Time

Website: erlgl.golfclub.net

Smartphone Ap: Golfsoftware, or is user friendly through the website on a smartphone.

Click "Sign-in" button

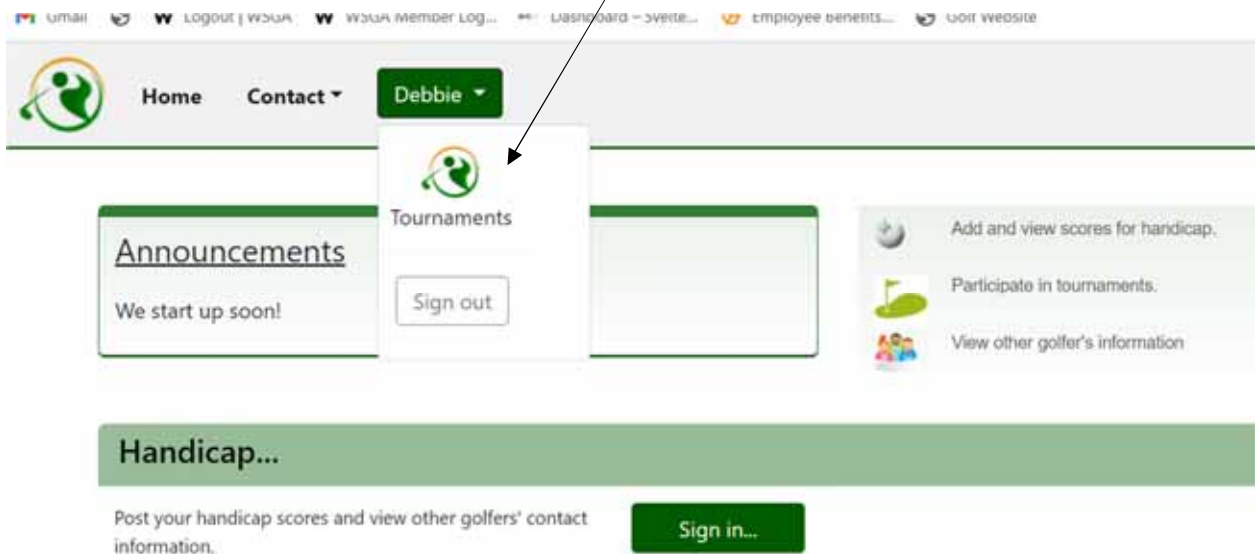


Type in your email address (not case sensitive) and password (Case sensitive). Click "Sign-in" button.

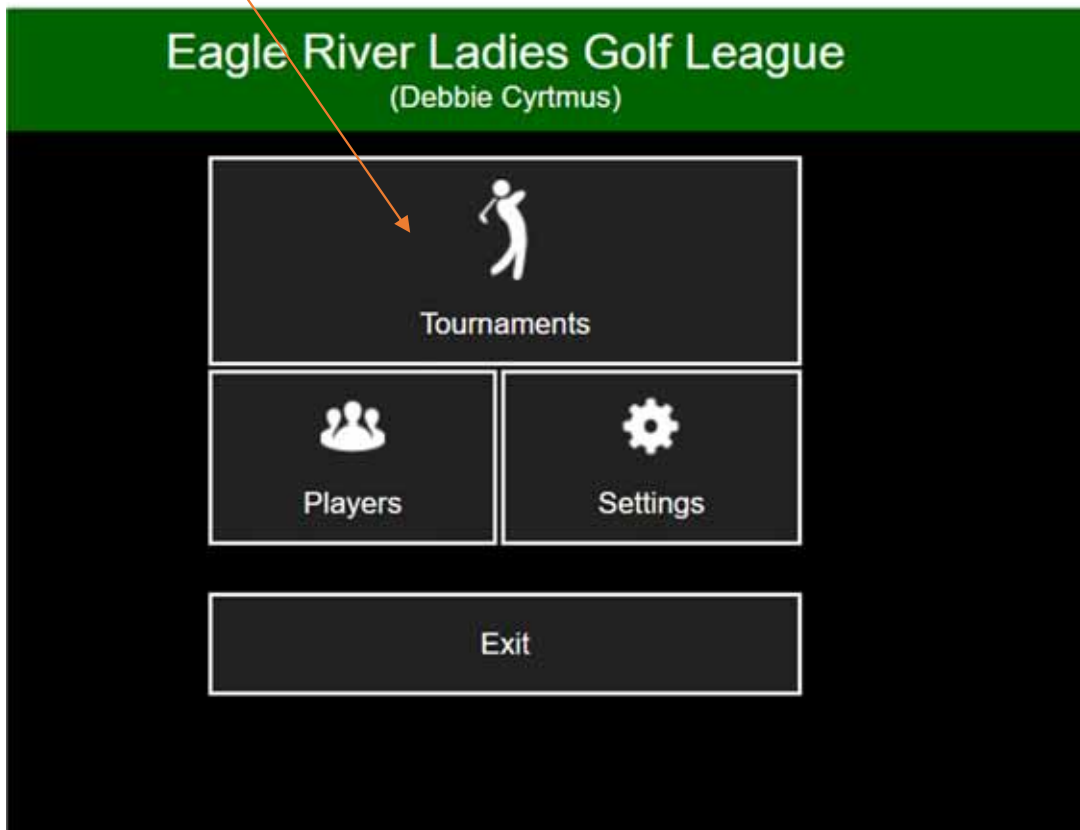
We will give each person their password. If you forget, please click on "Forgot Password".



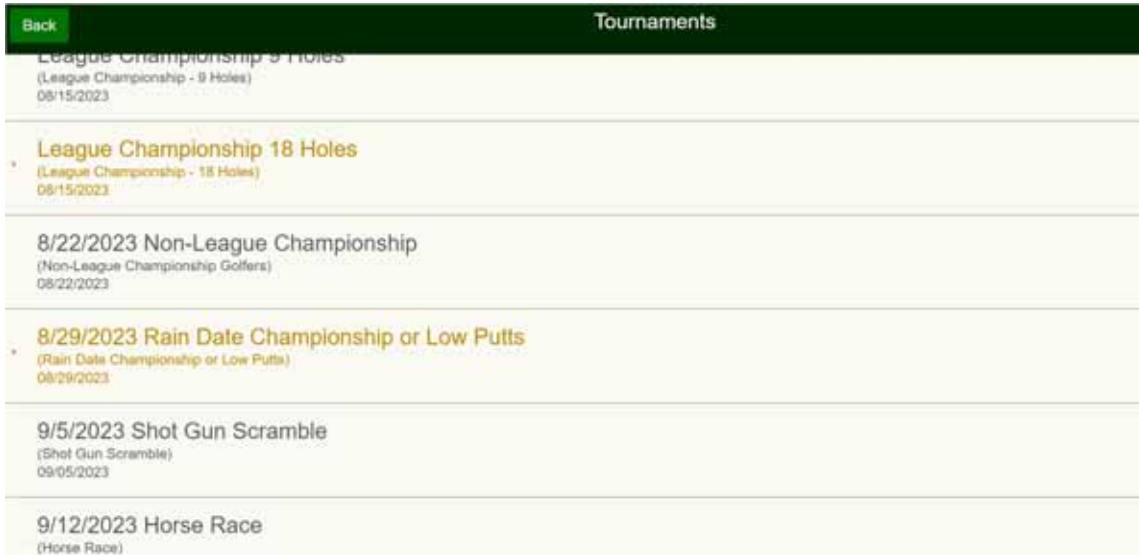
Click the dropdown on your name and click on "Tournaments".



Click on "Tournaments".



Select the Tournament you wish to sign-up for and click on it.



To sign-up for the tournament, click on "Sign-up" button.



Click on "Sign-up for tournament" button.



To confirm, click on "Yes, sign-up" button.

A screenshot of a mobile application interface. At the top, there is a dark green header with a 'Back' button on the left and 'Sign up' on the right. Below the header is a green bar with the text 'Sign up?'. Underneath, the name 'Cyrtmus, Debbie' is displayed. Two buttons are visible: a green 'Yes, sign up' button and a grey 'No, cancel' button. An arrow points from the text above to the 'Yes, sign up' button.

Scroll down to tee time you wish to sign-up for and click on the "sign-up" button. If others are signed up, you will see the names under each of the tee times so you will know who has signed up already.

A screenshot of a mobile application interface for tee time selection. The header is dark green with 'Back' and 'Sign up'. The main content area has a light green background. At the top, it says '8/29/2023 Rain Date Championship or Low Putts' and '08/29/2023'. Below that, it says '72 spaces available.'. There are two sections for tee times. The first section is 'Team #1 - 18 Holes 01:00 PM Hole 01' and contains four 'Sign up to Team #1 - 18 Holes' buttons. The second section is 'Team #2 - 18 Holes 01:10 PM Hole 01' and contains two 'Sign up to Team #2 - 18 Holes' buttons. An arrow points from the text above to the first 'Sign up' button in the Team #1 section.

To confirm, please select "Yes, sign-up" button.

A screenshot of a mobile application interface, identical to the first screenshot. It shows a 'Sign up?' confirmation screen with the name 'Cyrtmus, Debbie' and two buttons: 'Yes, sign up' and 'No, cancel'. An arrow points from the text above to the 'Yes, sign up' button.

If later you need to cancel your tee time, just hit "Remove" button. You can hit the "Pairings" button to see all the tee times and who is signed up.



To cancel your tee time, just hit the "Remove yourself from tournament" button.



Then hit "Yes, remove" to confirm.



If you hit the "Pairings" button, you will see the tee sheet and who is signed up for the tee times.

Back		Pairings				
8/22/2023 Non-League Championship						
08/22/2023						
Flt	Player	Hcp	Tee	Tee time	Hole	
Team #1 - 18 Holes				02:00 PM	01	
C	Lewis, Marsha	17	Red			
B	Gonitzke, Dawn	15	Red			
C	Wikoff, Glenda	17	Red			
Team #2 - 18 Holes				02:10 PM	01	
C	Bauer, Carol	18	Red			
B	Augle, Sherry	16	Red			
A	Surr, Lynn	+1	Red			
B	Turner, Jan	16	Red			
Team #3 - Twilight				04:10 PM	01	
B	Vugrinec, Cindy	17	Red			
D	Fiedler, Sharon	22	Red			

Just close the window to sign-out.